

# GRAVITY® SL PGS

Hormone compounds to stimulate plant growth.

## ACTIVE INGREDIENTS

\*Cytokinin, as Kinetin ..... 0.090%

\*Gibberellic Acid.....0.030%

\*Indole-3-butyric Acid .....0.045%

**OTHER INGREDIENTS** .....99.835%

TOTAL .....100.000%

\*Contains 0.03 oz. cytokinin, as kinetin/qt.

\*Contains 0.01 oz. gibberellic acid/qt.

\*Contains 0.015 oz. indole-3-butyric acid/qt.

## KEEP OUT OF REACH OF CHILDREN

## CAUTION

SEE BOOKLET FOR ADDITIONAL PRECAUTIONARY STATEMENTS,  
COMPLETE DIRECTIONS FOR USE, WARRANTY DISCLAIMER AND  
LIMITATION OF LIABILITY.

### FIRST AID

**IF IN EYES:** Hold eye open and rinse slowly and gently with water for 15-20 minutes. Remove contact lenses, if present, after the first 5 minutes, then continue rinsing eye. Call a poison control center or doctor for treatment advice.

Have the product container or label with you when calling a poison control center or doctor, or going for treatment.

### HOTLINE NUMBER:

In case of medical emergency call 1-866-767-5042.

### PRECAUTIONARY STATEMENTS HAZARDS TO HUMANS AND DOMESTIC ANIMALS

Caution: Causes moderate eye irritation. Avoid contact with eyes or clothing. Wash thoroughly with soap and water after handling and before eating, drinking, chewing gum, using tobacco or using the toilet. Wear the appropriate Personal Protective Equipment (PPE).

### ENVIRONMENTAL HAZARDS

For terrestrial uses. Do not apply directly to water, or to areas where surface water is present or to intertidal areas below the mean high water mark. Do not contaminate water by cleaning of equipment or disposal of equipment washwater or rinsate.

### STORAGE AND DISPOSAL

Do not contaminate water, food, or feed by storage or disposal. **Pesticide Storage:** Protect from freezing. Store out of direct sunlight. **Pesticide Disposal:** Wastes resulting from the use of this product may be disposed of on site or at an approved waste disposal facility. **Container Handling:** Use label language appropriate for container size and type. **Nonrefillable containers:** Do not reuse or refill this container. Clean container promptly after emptying. **Nonrefillable container equal to or less than 5 gallons:** Triple rinse as follows: Empty the remaining contents into application equipment or a mix tank and drain for 10 seconds after the flow begins to drip. Fill the container 1/4 full with water and recap. Shake for 10 seconds. Pour rinsate into application equipment or a mix tank or store rinsate for later use or disposal. Drain for 10 seconds after the flow begins to drip. Repeat this procedure two more times. Then offer for recycling or reconditioning or puncture and dispose of in a sanitary landfill, or by incineration, or if allowed by state and local authorities, by burning. If burned, stay out of smoke.

**FOR CHEMICAL EMERGENCY: Spill, leak, fire, exposure or accident, call CHEMTREC 1-800-424-9300.**

ACCEPTED  
FOR REGISTRATION

April 6, 2023

DOC ID# 586439

EPA Reg. No. 1381-253-102472

EPA Est. No. 63603-KS-001



Distributed by:

Heritage Landscape Supply Group

7440 State Highway 121 • McKinney, TX 75070

2/0112/3

New York State Department  
of Environmental Conservation  
Division of Materials Management  
Pesticide Product Registration

Net Contents: 2.5 Gallons (9.46 L)

Item # HPG1650719

PULL HERE TO OPEN ▲

## PRECAUTIONARY STATEMENTS HAZARDS TO HUMANS AND DOMESTIC ANIMALS

Caution: Causes moderate eye irritation. Avoid contact with eyes or clothing. Wash thoroughly with soap and water after handling and before eating, drinking, chewing gum, using tobacco or using the toilet. Wear the appropriate Personal Protective Equipment (PPE).

### Personal Protective Equipment:

Mixers, loaders, applicators and other handlers must wear:

- long-sleeved shirt and long pants,
- shoes plus socks

Follow the manufacturer's instructions for cleaning and maintaining PPE. If no such instructions for washables exist, use detergent and hot water. Keep and wash PPE separately from other laundry.

## USER SAFETY RECOMMENDATIONS

Users should:

- Remove clothing immediately if pesticide gets inside. Then wash thoroughly and put on clean clothing.
- Remove PPE immediately after handling this product. Wash the outside of gloves before removing. As soon as possible, wash thoroughly and change into clean clothing.

## ENVIRONMENTAL HAZARDS

For terrestrial uses. Do not apply directly to water, or to areas where surface water is present or to intertidal areas below the mean high water mark. Do not contaminate water by cleaning of equipment or disposal of equipment washwater or rinsate.

Treated seed exposed on soil surface may be hazardous to birds, wildlife, fish, and aquatic invertebrates. Cover or collect seeds spilled during loading.

## DIRECTIONS FOR USE

It is a violation of Federal law to use this product in a manner inconsistent with its labeling.

**IMPORTANT:** Read the entire "Directions for Use" and the "Warranty Disclaimer" and "Limitation of Liability" before using this product. If terms are not acceptable, return the unopened product container at once.

Do not apply this product in a way that will contact workers or other persons, either directly or through drift. Only protected handlers may be in the area during application. For any requirements specific to your State or Tribe, consult the State or Tribal agency responsible for pesticide regulation.

## AGRICULTURAL USE REQUIREMENTS

Use this product only in accordance with its labeling and with the Worker Protection Standard, 40 CFR part 170. This standard contains requirements for the protection of workers on farms, forests, nurseries, and greenhouses, and handlers of agricultural pesticides. It contains requirements for training, decontamination, notification, and emergency assistance. It also contains specific instructions and exceptions pertaining to the statements on this label about personal protective equipment and restricted-entry intervals. The requirements in this box only apply to uses of this product that are covered by the Worker Protection Standard.

Do not enter or allow worker entry into treated areas during the restricted-entry interval (REI) of 4 hours unless wearing appropriate PPE.

**EXCEPTION:** If the product is soil-incorporated, the Worker Protection Standard, under certain circumstances, allows workers to enter the treated area if there will be no contact with anything that has been treated.

PPE required for early entry to treated areas that is permitted under the Worker Protection Standard and that involves contact with anything that has been treated such as plants, soil, or water is:

- coveralls over long-sleeved shirt and long pants,
- chemical-resistant gloves, and
- shoes plus socks.

## DILUTION RATES

For turfgrass, apply GRAVITY SL PGS by ground using 0.5 TO 2.5 gallons of water per 1,000 square feet.

## SPRAY PROGRAM INSTRUCTIONS

Test results have shown that this product can stimulate higher yields through a larger root mass, earlier fruiting and increased fruit retention. GRAVITY SL PGS is a tool to increase plant efficiency.

## ORNAMENTAL PLANTS

**Drench Applications:** Mix 6 to 8 fluid ounces of GRAVITY SL PGS per 100 gallons of water.

**Foliar Applications:** Apply GRAVITY SL PGS at a rate of 0.1 to 0.3 fluid ounces per 1000 square feet or mix 4 to 6 fluid ounces of GRAVITY SL PGS per 100 gallons of water and apply until runoff.

**For Rooting:** Mix 0.75 fluid ounces of GRAVITY SL PGS per one gallon of water and dip cuttings into solution prior to sticking.

To enhance rooting of dipped cuttings, mix 0.2 to 0.4 fluid ounces of GRAVITY SL PGS per one gallon of water and spray over the top of stuck cuttings, 5 to 7 days after sticking and again 10 to 14 days after sticking.

## TURFGRASS

On all turfgrass, regardless of use, use no more than 0.3 fluid ounce per 1,000 square feet per month.

**WARM SEASON TURF (Bermuda, Bermuda hybrids, Zoysia, Centipede, St. Augustine, etc.):** For lower traffic areas and where GRAVITY SL PGS is used as a maintenance program, begin applications early in the growing season. Apply at the rate of 0.1 to 0.2 fluid ounce per 1,000 square ft. Maintenance application should be made on a two to three week schedule throughout the growing season. Applications can be made with foliarly-applied urea for added benefits.

**COOL SEASON TURF (Tall Fescue, Rye, Bentgrass, Bluegrass, etc.):** Apply 0.2 fluid ounce per 1,000 square feet in fall, or when stand is established. Repeat application in late winter when grasses begin to grow actively.

**APPLICATION WITH FOLIARLY-APPLIED UREA:** Maximum benefit and color can be achieved when GRAVITY SL PGS applications are made with foliarly-applied urea solutions. To prepare urea solution, dissolve 46% urea into spray solution at the rate of 1.0 lb. per 5,000 square feet to be sprayed and apply with specified rate of GRAVITY SL PGS.

## SPECIFIC RATES OF APPLICATION

**TEES AND GREENS:** Apply 0.1 to 0.2 fluid ounce per 1,000 square feet on a 2 week schedule throughout the growing season. Begin in early spring after grasses have begun to grow. Sunbelt and transition zones should continue spray program throughout playing season. Courses north of the transition zone should continue applications through September.

**FAIRWAYS:** Begin applications in early spring as soon as grasses have begun to actively grow. Apply 0.1 fluid ounce per 1,000 square feet and repeat on a monthly schedule as long as grass is growing.

**PRE-TOURNAMENT QUICK GREEN-UP:** Apply at the rate of 0.1 to 0.2 fluid ounce per 1,000 square feet in conjunction with urea solution 4 to 5 days prior to playing time. Make application with a minimum spray volume of 0.5 gallon of water per 1,000 square feet.

**SPRING DORMANCY BREAK:** Apply 0.1 fluid ounce per 1,000 square feet in spring as soon as new growth (opening) is visible. Raking of thatch prior to making this application is most desirable. Application at this time generates rapid growth and often reduces incidence of "spring die back" on certain species of grass.

**FALL APPLICATION FOR WINTER HARDINESS:** Make 2 applications 7-10 days apart in late summer or early fall just prior to the cessation of normal active growth. Apply 0.1 to 0.2 fluid ounce per 1,000 square feet. Make application with a spray volume of 0.5 gallon of water per 1,000 square feet. Applications at this time will greatly increase root mass and depth of roots.

**COMMERCIAL TURF, CEMETERIES, ATHLETIC FIELDS, GOLF COURSES, AND OTHER FINE TURF AREAS:** Applications of 0.1 to 0.2 fluid ounces per 1,000 square feet made at any point during the growing season will produce desirable results. Make applications during the very early growth stages and continue on a regular monthly schedule throughout the growing season. Healthier and more beautiful turf can be realized in high traffic areas such as golf greens and tees by making regular applications every two weeks.

## SOD FARMS

Apply 4.2 to 8.4 fluid ounces per acre on a monthly basis during the growing season. Two weeks prior to cutting sod, make an application of 4.2 to 8.4 fluid ounces per acre.

## SPECIFIC RATES OF APPLICATION

After sod is cut, a reestablishment program is necessary. Start this program as soon as there is any greening over 30% of the area. Spray with 4.2 to 8.4 fluid ounces per acre of GRAVITY SL PGS. Repeat in 2 weeks and thereafter once per month throughout the growing season. Make a final application of 4.2 to 8.4 fluid ounces per acre 2 weeks before dormancy.

Start the monthly program again as soon as some green-up has started in the spring.

When species started from seed have reached 1 inch in height, the monthly treatment may be started and followed in the same way as non-seeded varieties.

## SPECIAL NOTE FOR ALL DIRECT SEEDED GRASSES

Acting through its unique combination of plant growth regulators, GRAVITY SL PGS is a ready-to-use seed dressing that aids in enhancing germination and early season root and top growth. GRAVITY SL PGS can be used at the rate of 2.1 to 4.2 fluid ounces per 100 pounds of seed. Sufficient water needs to be added to insure uniform coverage. Improper coverage will minimize product performance.

## MECHANICAL SEED TREATERS

Apply the appropriate amount of GRAVITY SL PGS to a premeasured amount of seed and mix thoroughly until all seed are uniformly coated. Seed can be treated in this manner and stored until used for planting. Do not use treated seed for food, feed or oil purposes. An approved dye must be added to distinguish GRAVITY SL PGS treated seed and prevent inadvertent use for food, feed or oil purposes. Seed treated with this product must be labeled in accordance with all applicable requirements of the Federal and State seed laws. DO NOT USE TREATED SEED FOR FOOD, FEED OR OIL PURPOSES.

## BROADCAST SEED APPLICATION

Partially fill broadcast spreader with a premeasured amount of seed. Apply the appropriate amount of GRAVITY SL PGS diluted with water on the surface of the seed. Mix with a stick or paddle until all seed are coated. Repeat procedure until broadcast spreader is filled. DO NOT USE TREATED SEED FOR FOOD, FEED OR OIL PURPOSES. Treat only those seeds needed for immediate use and planting. Do not store excess treated seed beyond planting time.

## SPECIAL NOTE FOR ALL TRANSPLANTED CROPS

Two methods are recommended for this program:

- A. Dip or spray roots with a solution of 0.8 fluid ounces of GRAVITY SL PGS per gallon of water prior to transplanting.
- B. Bedding seedlings may be sprayed or drenched in flats 12-24 hours before transplanting to reduce transplant shock with a solution of 0.8 fluid ounces of GRAVITY SL PGS per gallon of water.

Begin the foliar program two (2) weeks after transplanting. A combination of the transplant and foliar spray program is most effective.

## GENERAL CHEMIGATION INSTRUCTIONS

Apply this product only through sprinkler, including center pivot, lateral move, side (wheel) roll, traveler, big gun, solid set, hand move irrigation systems. Do not apply this product through any other type of irrigation system.

Crop injury, lack of effectiveness, or illegal pesticide residues in the crop can result from non-uniform distribution of treated water.

If you have questions about calibration, you should contact State Extension Service specialists, equipment manufacturers or other experts.

Do not connect an irrigation system (including greenhouse systems) used for pesticide application to a public water system unless the pesticide label prescribed safety devices for public water systems are in place.

A person knowledgeable of the chemigation system and responsible for its operation, or under supervision of the responsible person, shall shut the system down and make necessary adjustments should the need arise.

Maintain agitation in the supply tank while adding the required amount of GRAVITY SL PGS, and throughout the application. GRAVITY SL PGS should be added to the supply tank at the end of water application (prior to last complete cycle in moving systems).

The correct amount of GRAVITY SL PGS to add is calculated as the rate in fluid ounces per acre x the number of acres covered by the contents of the supply tank.

(For example, if the supply tank covers ten acres and the rate on the label for that crop is 2 fluid ounces per acre, add 10 x 2 = 20 fluid ounces to the supply tank at the beginning of the last full cycle).

## CHEMIGATION SYSTEMS CONNECTED TO PUBLIC WATER SYSTEMS

Public water system means a system for the provision to the public of piped water for human consumption if such system has at least 15 service connections or regularly serves an average of at least 25 individuals daily at least 60 days out of the year.

Chemigation systems connected to public water systems must contain a functional, reduced-pressure zone, backflow preventer (RPZ) or the functional equivalent in the water supply line upstream from the point of pesticide introduction. As an option to the RPZ, the water from the public water system should be discharged into a reservoir tank prior to pesticide introduction. There shall be a complete physical break (air gap) between the outlet end of the fill pipe and the top or overflow rim of the reservoir tank of at least twice the inside diameter of the fill pipe.

The pesticide injection pipeline must contain a functional, automatic, quick-closing check valve to prevent the flow of fluid back toward the injection pump.

The pesticide injection pipeline must contain a functional, normally closed, solenoid-operated valve located on the intake side of the injection pump and connected to the system interlock to prevent fluid from being withdrawn from the supply tank when the irrigation system is either automatically or manually shut down.

The system must contain functional interlocking controls to automatically shut off the pesticide injection pump when the pump motor stops, or in cases where there is no water pump, when the water pressure decreases to the point where pesticide distribution is adversely affected.

Systems must use a metering pump, such as a positive displacement injection pump (e.g. diaphragm pump) effectively designed and constructed of materials that are compatible with the pesticides and capable of being fitted with a system interlock.

Do not apply when wind speed favors drift beyond the area intended for treatment.

The pesticide supply tank should be agitated throughout the application of GRAVITY SL PGS. GRAVITY SL PGS should be applied at the end of the water application.

GRAVITY SL PGS should be applied at the end of the irrigation period in a sufficient amount of water to allow proper coverage of plant or crop but not to exceed 19.2 fluid ounces of GRAVITY SL PGS per acre per application.

### SPRINKLER CHEMIGATION

The system must contain a functional check valve, vacuum relief valve, and low pressure drain appropriately located on the irrigation pipeline to prevent water source contamination from backflow.

The pesticide injection pipeline must contain a functional, automatic, quick-closing check valve to prevent the flow of fluid back toward the injection pump.

The pesticide injection pipeline must also contain a functional, normally closed, solenoid-operated valve located on the intake side of the injection pump and connected to the system interlock to prevent fluid from being withdrawn from the supply tank when the irrigation system is either automatically or manually shut down.

The system must contain functional interlocking controls to automatically shut off the pesticide injection pump when the water pump motor stops.

The irrigation line or water pump must include a functional pressure switch which will stop the water pump motor when the water pressure decreases to a point where pesticide distribution is adversely affected.

Systems must use a metering pump, such as a positive displacement injection pump (e.g., diaphragm pump) effectively designed and constructed of materials that are compatible with a system interlock.

Do not apply when wind speed favors drift beyond the area intended for treatment.

Maintain agitation in the supply tank while adding the required amount of GRAVITY SL PGS, and throughout the application. GRAVITY SL PGS should be added to the supply tank at the end of water application (prior to last complete cycle in moving systems).

The correct amount of GRAVITY SL PGS to add is calculated as the rate in fluid ounces per acre x the number of acres covered by the contents of the supply tank.

(For example, if the supply tank covers ten acres and the rate on the label for that crop is 2 fluid ounces per acre, add 10 x 2 = 20 fluid ounces to the supply tank at the beginning of the last full cycle).

GRAVITY SL PGS should be applied at the end of the irrigation period in a sufficient amount of water to allow proper coverage of plant or crop but not to exceed 19.2 fluid ounces of GRAVITY SL PGS per acre per application.

### STORAGE AND DISPOSAL

Do not contaminate water, food, or feed by storage or disposal.

**Pesticide Storage:** Protect from freezing. Store out of direct sunlight.

**Pesticide Disposal:** Wastes resulting from the use of this product may be disposed of on site or at an approved waste disposal facility.

**Container Handling:** Use label language appropriate for container size and type.

**Nonrefillable containers.** Do not reuse or refill this container. Clean container promptly after emptying.

**Nonrefillable container equal to or less than 5 gallons.** Triple rinse as follows: Empty the remaining contents into application equipment or a mix tank and drain for 10 seconds after the flow begins to drip. Fill the container 1/4 full with water and recap. Shake for 10 seconds. Pour rinsate into application equipment or a mix tank or store rinsate for later use or disposal. Drain for 10 seconds after the flow begins to drip. Repeat this procedure two more times. Then offer for recycling or reconditioning or puncture and dispose of in a sanitary landfill, or by incineration, or if allowed by state and local authorities, by burning. If burned, stay out of smoke.

**Nonrefillable container greater than 5 gallons.** Triple rinse as follows: Empty the remaining contents into application equipment or a mix tank. Fill the container 1/4 full with water. Replace and tighten closures. Tip container on its side and roll it back and forth, ensuring at least one complete revolution, for 30 seconds. Stand the container on its end and tip it back and forth several times. Tip the container over onto its other end and tip it back and forth several times. Empty the rinsate into application equipment or a mix tank or store rinsate for later use or disposal. Repeat this procedure two more times. Then offer for recycling or reconditioning or puncture and dispose of in a sanitary landfill, or by incineration, or if allowed by state and local authorities, by burning. If burned, stay out of smoke.

**Refillable container.** Refill this container with pesticide only. Do not reuse this container for any other purpose. Cleaning the container before final disposal is the responsibility of the person disposing of the container. Cleaning before refilling is the responsibility of the refiller. To clean the container before final disposal, empty the remaining contents from this container into application equipment or mix tank. Fill the container about 10 percent full with water. Agitate vigorously or recirculate water with the pump for 2 minutes. Pour or pump rinsate into application equipment or rinsate collection system. Repeat this rinsing procedure two more times. Then offer for recycling or reconditioning or puncture and dispose of in a sanitary landfill, or by incineration, or if allowed by state and local authorities, by burning. If burned, stay out of smoke.

**FOR CHEMICAL EMERGENCY: Spill, leak, fire, exposure or accident, call CHEMTREC 1-800-424-9300.**

### WARRANTY DISCLAIMER

The directions for use of this product must be followed carefully. TO THE EXTENT CONSISTENT WITH APPLICABLE LAW, (1) THE GOODS DELIVERED TO YOU ARE FURNISHED "AS IS" BY MANUFACTURER OR SELLER AND (2) MANUFACTURER AND SELLER MAKE NO WARRANTIES, GUARANTEES, OR REPRESENTATIONS OF ANY KIND TO BUYER OR USER, EITHER EXPRESS OR IMPLIED, OR BY USAGE OF TRADE, STATUTORY OR OTHERWISE, WITH REGARD TO THE PRODUCT SOLD, INCLUDING, BUT NOT LIMITED TO MERCHANTABILITY, FITNESS FOR A PARTICULAR PURPOSE, USE, OR ELIGIBILITY OF THE PRODUCT FOR ANY PARTICULAR TRADE USAGE, UNINTENDED CONSEQUENCES, INCLUDING BUT NOT LIMITED TO INEFFECTIVENESS, MAY RESULT BECAUSE OF SUCH FACTORS AS THE PRESENCE OR ABSENCE OF OTHER MATERIALS USED IN COMBINATION WITH THE GOODS, OR THE MANNER OF USE OR APPLICATION, INCLUDING WEATHER, ALL OF WHICH ARE BEYOND THE CONTROL OF MANUFACTURER OR SELLER AND ASSUMED BY BUYER OR USER. THIS WRITING CONTAINS ALL OF THE REPRESENTATIONS AND AGREEMENTS BETWEEN BUYER, MANUFACTURER AND SELLER, AND NO PERSON OR AGENT OF MANUFACTURER OR SELLER HAS ANY AUTHORITY TO MAKE ANY REPRESENTATION OR WARRANTY OR AGREEMENT RELATING IN ANY WAY TO THESE GOODS.

### LIMITATION OF LIABILITY

TO THE EXTENT CONSISTENT WITH APPLICABLE LAW, IN NO EVENT SHALL MANUFACTURER OR SELLER BE LIABLE FOR SPECIAL, INCIDENTAL, OR CONSEQUENTIAL DAMAGES, OR FOR DAMAGES IN THE NATURE OF PENALTIES RELATING TO THE GOODS SOLD, INCLUDING USE, APPLICATION, HANDLING, AND DISPOSAL. MANUFACTURER OR SELLER SHALL NOT BE LIABLE TO BUYER OR USER BY WAY OF INDEMNIFICATION TO BUYER OR TO CUSTOMERS OF BUYER, IF ANY, OR FOR ANY DAMAGES OR SUMS OF MONEY, CLAIMS OR DEMANDS WHATSOEVER, RESULTING FROM OR BY REASON OF, OR ARISING OUT OF THE MISUSE, OR FAILURE TO FOLLOW LABEL WARNINGS OR INSTRUCTIONS FOR USE, OF THE GOODS SOLD BY MANUFACTURER OR SELLER TO BUYER. ALL SUCH RISKS SHALL BE ASSUMED BY THE BUYER, USER, OR ITS CUSTOMERS. BUYER'S OR USER'S EXCLUSIVE REMEDY, AND MANUFACTURER'S OR SELLER'S TOTAL LIABILITY SHALL BE FOR DAMAGES NOT EXCEEDING THE COST OF THE PRODUCT.

If you do not agree with or do not accept any of directions for use, the warranty disclaimers, or limitations on liability, do not use the product, and return it unopened to the Seller, and the purchase price will be refunded.

Gravity® is a registered trademark of Heritage Landscape Supply Group.

# GRAVITY® SL PGS

## Hormone compounds to stimulate plant growth.



### ACTIVE INGREDIENTS

\*Cytokinin, as Kinetin 0.090%

\*Gibberellic Acid ..... 0.030%

\*Indole-3-butyric Acid 0.045%

**OTHER INGREDIENTS** ..... 99.835%

TOTAL ..... 100.000%

\*Contains 0.03 oz. cytokinin, as kinetin/qt.

\*Contains 0.01 oz. gibberellic acid/qt.

\*Contains 0.015 oz. indole-3-butyric acid/qt.

### KEEP OUT OF REACH OF CHILDREN

## CAUTION

SEE BOOKLET FOR ADDITIONAL PRECAUTIONARY STATEMENTS, COMPLETE DIRECTIONS FOR USE, WARRANTY DISCLAIMER AND LIMITATION OF LIABILITY.

SHAKE WELL BEFORE USING.

EPA Reg. No. 1381-253-102472

EPA Est No. 63603-KS-001



Distributed by: Heritage Landscape Supply Group

7440 State Highway 121 • McKinney, TX 75070

2/0112/3

Net Contents: 2.5 Gallons (9.46 L)

Item # HPG1650719

### PRECAUTIONARY STATEMENTS

#### HAZARDS TO HUMANS AND DOMESTIC ANIMALS

Caution: Causes moderate eye irritation. Avoid contact with eyes or clothing. Wash thoroughly with soap and water after handling and before eating, drinking, chewing gum, using tobacco or using the toilet. Wear the appropriate Personal Protective Equipment (PPE).

### FIRST AID

**IF IN EYES:** Hold eye open and rinse slowly and gently with water for 15-20 minutes. Remove contact lenses, if present, after the first 5 minutes, then continue rinsing eye. Call a poison control center or doctor for treatment advice.

Have the product container or label with you when calling a poison control center or doctor, or going for treatment.

### HOTLINE NUMBER:

In case of medical emergency call 1-866-767-5042.

# PROOF

## THIS PROOF IS TO BE CHECKED FOR ACCURACY

Please review and approve **Text, Spelling, Copy Placement, Size, Shape, Colors** and **Dieline**.

**Authorized signature** accepts responsibility for accuracy of all copy, color break and artwork. Cimarron Label is not liable for any discrepancies subsequently identified.





**PLEASE NOTE:** Due to color variance between printers/monitors, the colors represented by this proof cannot be deemed accurate. Please refer to a color matching system such as the Pantone Matching System for a truer representation of spot colors.

**THIS PROOF IS NOT ACCURATE FOR COLOR-MATCH.**

*Dieline does not print.*

 **Cimarron Label**  
Experts in Extended Text Labeling

4201 North Westport Ave. • Sioux Falls, SD 57107  
Phone: (605) 978-0451 • Fax: (605) 978-0463

DATE	JOB NUMBER	CUSTOMER
2/21/23	215359	HERITAGE
LABEL SIZE	LEAFLET FOLDED SIZE	LEAFLET FLAT SIZE
6.75" X 6.75"	6.75" X 6.0"	6.75" X 11.9375"
LABEL COLORS	LEAFLET "OUT" COLORS	LEAFLET "IN" COLORS
 BLK	 BLK  341	 BLK
PATTERN VARNISH: <input checked="" type="checkbox"/> YES <input type="checkbox"/> NO		

Form: CS 006L - 11/8/2011

**ARTWORK IS APPROVED**

**REVISED PROOF NEEDED**

**WE CANNOT PROCESS  
THIS ORDER WITHOUT AN  
AUTHORIZED SIGNATURE**

Signed \_\_\_\_\_ Date \_\_\_\_\_